




Using the PheedloopGo! App Lead Retrieval

Download the App

The PheedloopGo! App is free to download. Search "PheedloopGo!" in the app store on your mobile device.

Once you've downloaded the mobile app, log in with your credentials (sent March 5).

If you cannot find your password, enter the email address you used to register for the conference and select "Reset my password".




Locate Lead Retrieval

Click the **3 lines** in the top left corner to open the Main Menu.



Under your profile picture, click **Lead Capture**.

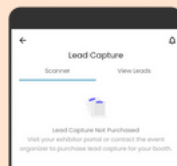


Scan Badges

To scan badges, click **Launch Scanner**.

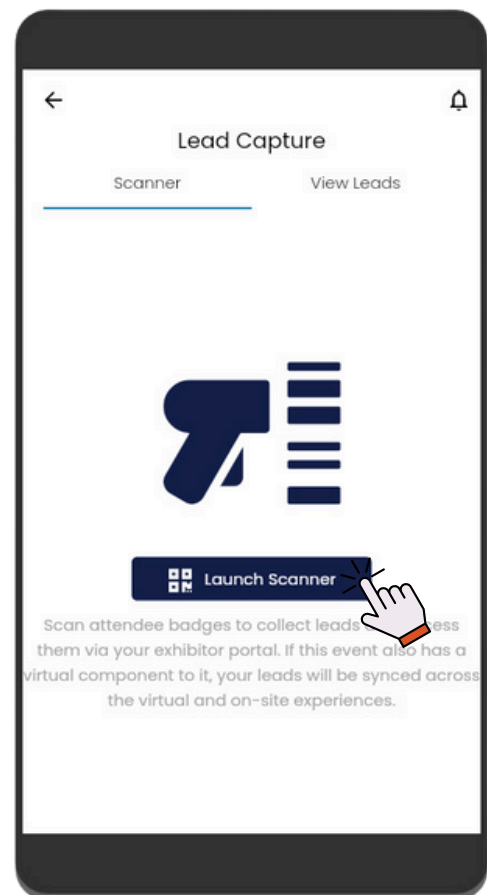
- The app will utilize the camera on your phone to scan the badges.
- If prompted, allow the app to access your camera.

If your company did not purchase Lead Retrieval, you will see this screen after clicking Lead Capture. Visit your Exhibitor Portal to purchase the Lead Retrieval access for your company.



Scan this QR code to log into your Exhibitor Portal.

You will use the same credentials you used to log into the PheedloopGo! App.



View Leads

To view your company's leads and add notes for each lead, click **View Leads**.

Click into a specific lead to add notes.

You can also view and download your leads in your Exhibitor Portal.

